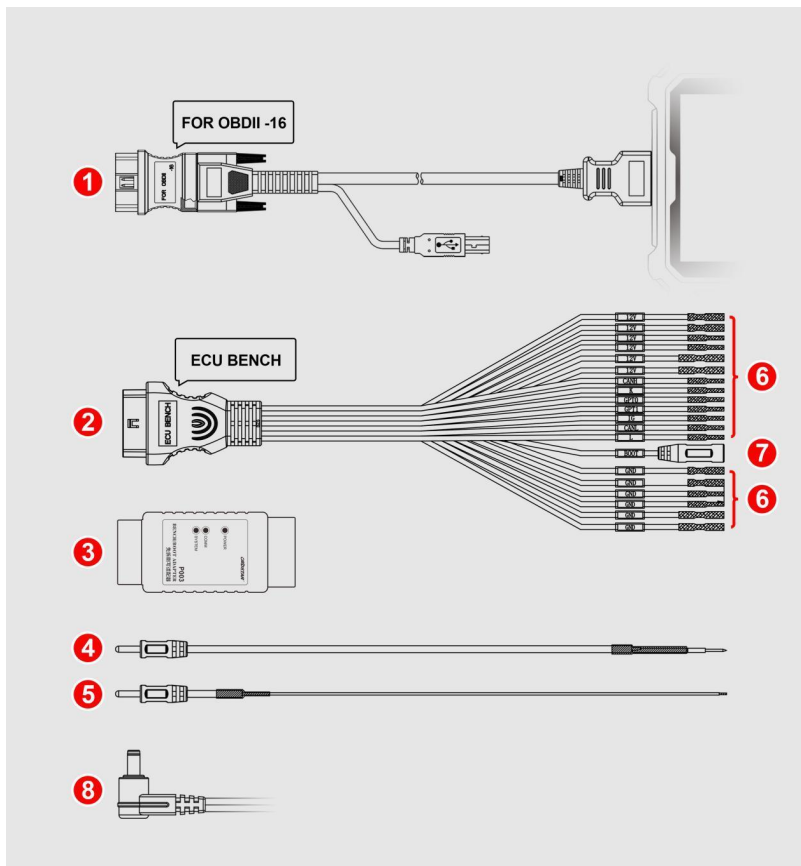


CONTINENTAL PCR2.1 READ IMMO DATA

①Development Background

IMMO programming of Volkswagen, Audi, Sitte and Skoda series models, obtaining the CS, PIN CODE and MAC values of the current vehicle first is a must. Some models need to read IMMO data from the engine system, but for those models equipped with Continental PCR2.1 engine can not directly read the engine data through OBD diagnostic seat at present. Thus, our company has developed a way to read the IMMO data of Continental PCR2.1 through bench mode using P003 adapter.

②Equipment Overview



1. Diag cable OBD connector(male)
2. Connect P003 connector(female)
3. P003 adapter
4. Boot jumper(spring needle)
5. Boot jumper(welding)
6. ECU pin connector
7. ECU boot connector
8. 12V power

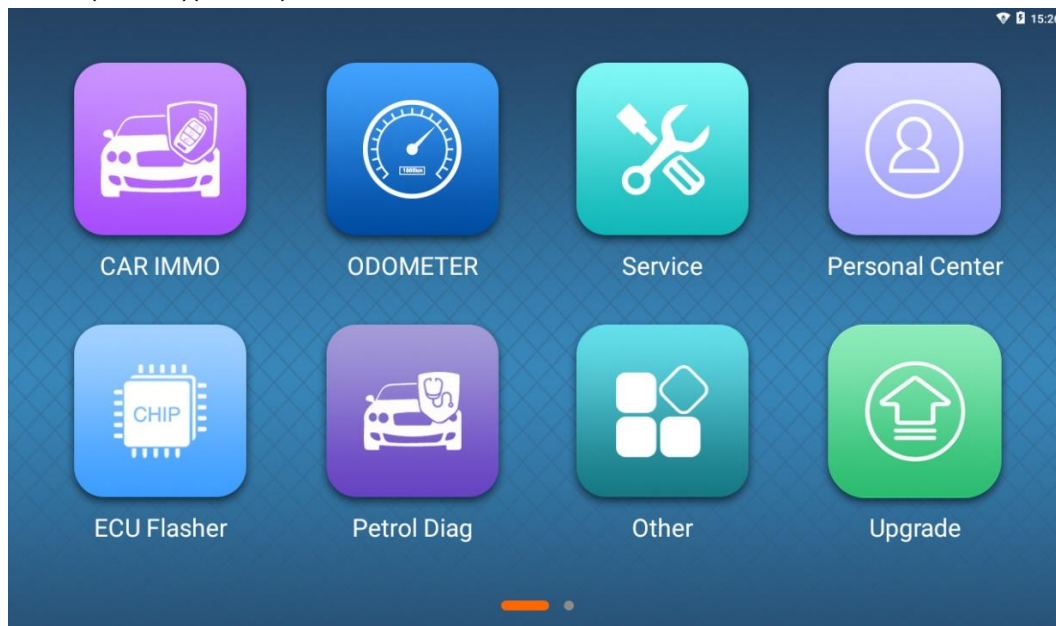
③Support Car Models

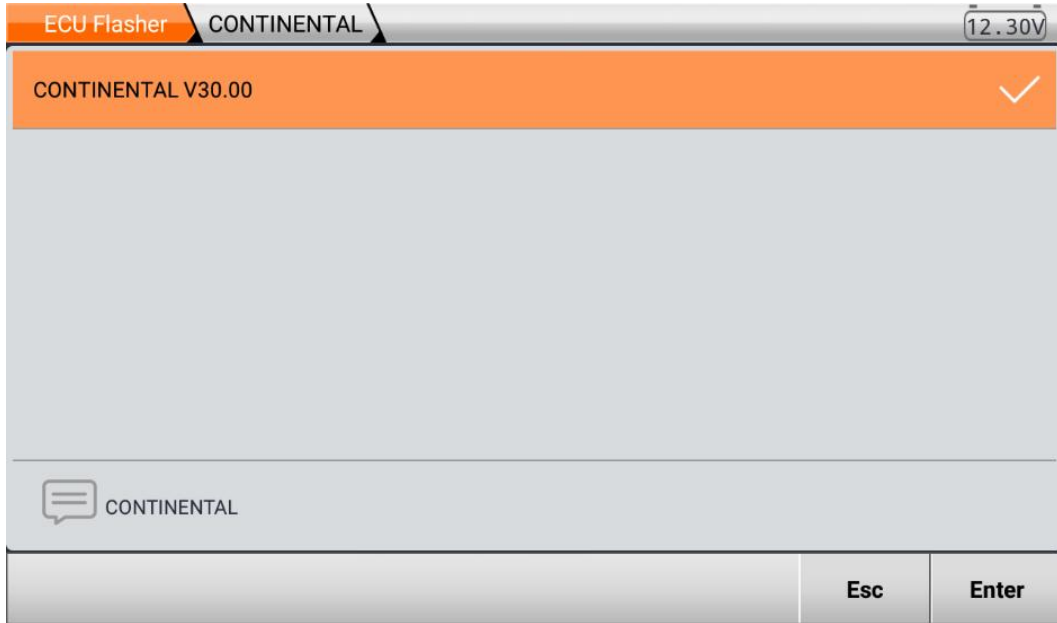
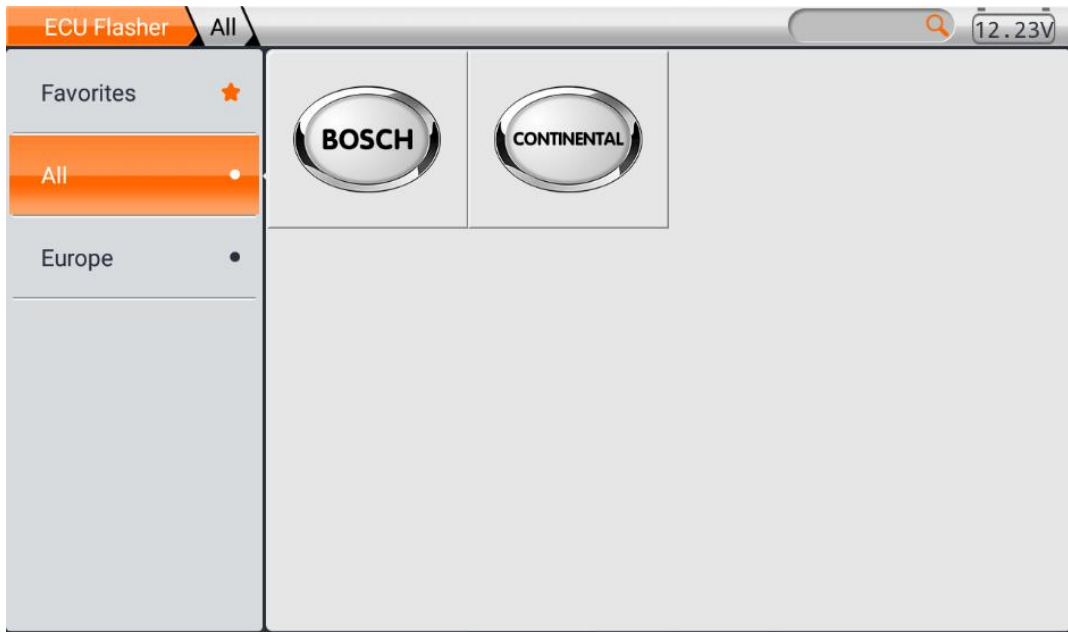
2010-2014 Audi A1 (8X) 1.6L Diesel
2009-2012 Audi A3 (8P) 1.6L Diesel
2009-2013 Seat Altea 1.6L Diesel
2010-2016 Seat Ibiza IV (6J) 1.6L Diesel
2010-2012 Seat Leon II 1.6L Diesel
2014 Seat Toledo (KG) 1.6L Diesel
2010-2013 Skoda Octavia II (1Z) 1.6L Diesel
2010-2013 Skoda Fabia II (5J) 1.6L Diesel
2010-2011 Skoda Roomster (5J) 1.6L Diesel
2013-2014 Skoda Rapid (NH) 1.6L Diesel
2011-2013 Skoda Superb (3T) 1.6L Diesel
2012/2015 Skoda Yeti (5L) 1.6L Diesel
2010-2015 VW Caddy (2K) 1.6L Diesel
2009-2013 VW Golf VI 1.6L Diesel
2010-2013 VW Golf Plus 1.6L Diesel
2011-2014 VW New Beetle (9C) 1.6L Diesel
2011 VW Passat (B7) 1.6L Diesel
2009-2014 VW Polo V 1.6L Diesel
2010-2015 VW Touran (1T) 1.6L Diesel

④PCR2.1(TC1796) reading IMMO data through P003 with OBDSTAR X300DP PLUS

Operation steps

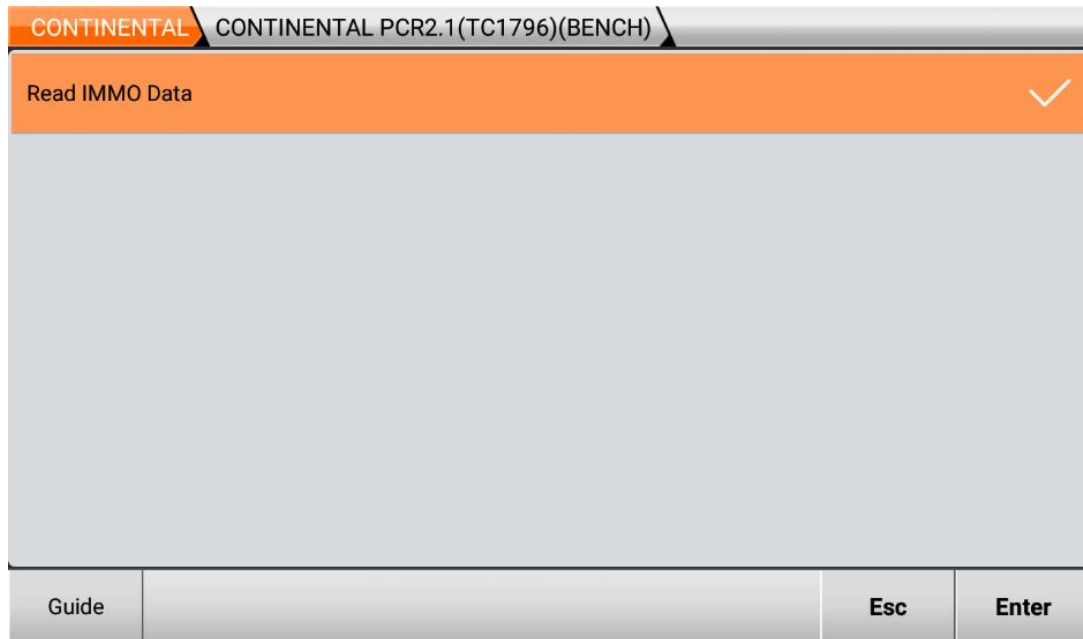
ECU Flasher ⇒ CONTINENTAL V30.00 ⇒ Manual Select System ⇒ CONTINENTAL PCR2.1(TC1796)(BENCH)



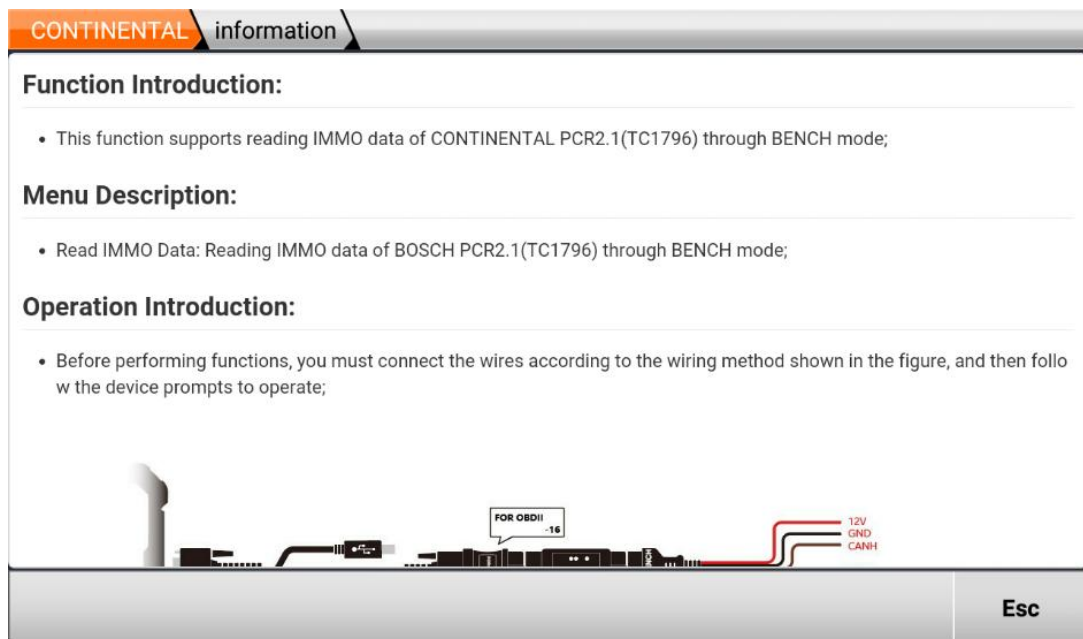


CONTINENTAL		CONTINENTAL V30.00	
Manual Select Model			
Manual Select System			✓
		Esc	Enter
CONTINENTAL		Manual Select System	
CONTINENTAL PCR2.1(TC1796)(BENCH)			✓
		Esc	Enter

Function menu

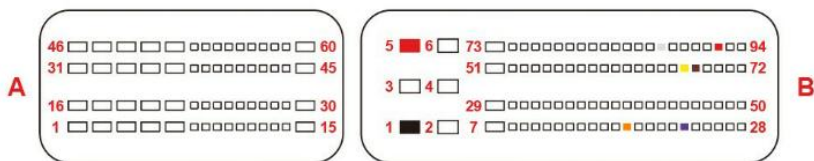


Button—Guide



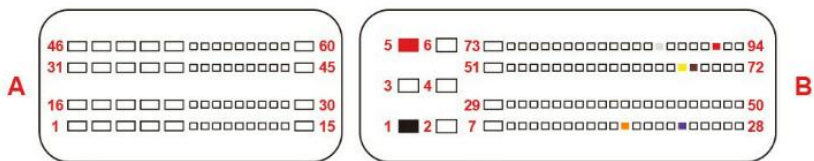


B-Pin5	12V	B-Pin18	GPT0	B-Pin87	IG	B-Pin92	12V
B-Pin1	GND	B-Pin23	GPT1	B-Pin67	CANL	B-Pin68	CANH



Esc

B-Pin5	12V	B-Pin18	GPT0	B-Pin87	IG	B-Pin92	12V
B-Pin1	GND	B-Pin23	GPT1	B-Pin67	CANL	B-Pin68	CANH



Note:

- Please strictly follow the wiring diagram in the operation introduction to connect the ECU and the device;

Esc

Execute the function—Read IMMO Data

CONTINENTAL				CONTINENTAL PCR2.1(TC1796)(BENCH)			
Read IMMO Data ✓							
Guide						Esc	Enter

CONTINENTAL				Information			
This function is available by connecting the server, please ensure the Internet connection is normal.							
						Esc	Enter

Please refer to the wiring diagram to connect the ECU and equipment.

Bench mode wiring

Esc

Enter

CONTINENTAL PCR2.1(TC1796) BENCH mode wiring diagram



B-Pin5	12V	B-Pin18	GPT0	B-Pin87	IG	B-Pin92	12V
B-Pin1	GND	B-Pin23	GPT1	B-Pin67	CANL	B-Pin68	CANH

Esc



Firmware configuring...

Logging system...






Configuring the system, please wait...

Reading data...




Input the name of the file to save:

PCR2.1_EEPROM



File saved success!

Enter

CONTINENTAL Read IMMO Data	
PinCode	06784
IMMO ID	
CS	E92E5367A1CF00
MAC	E077843B
	
Enter	